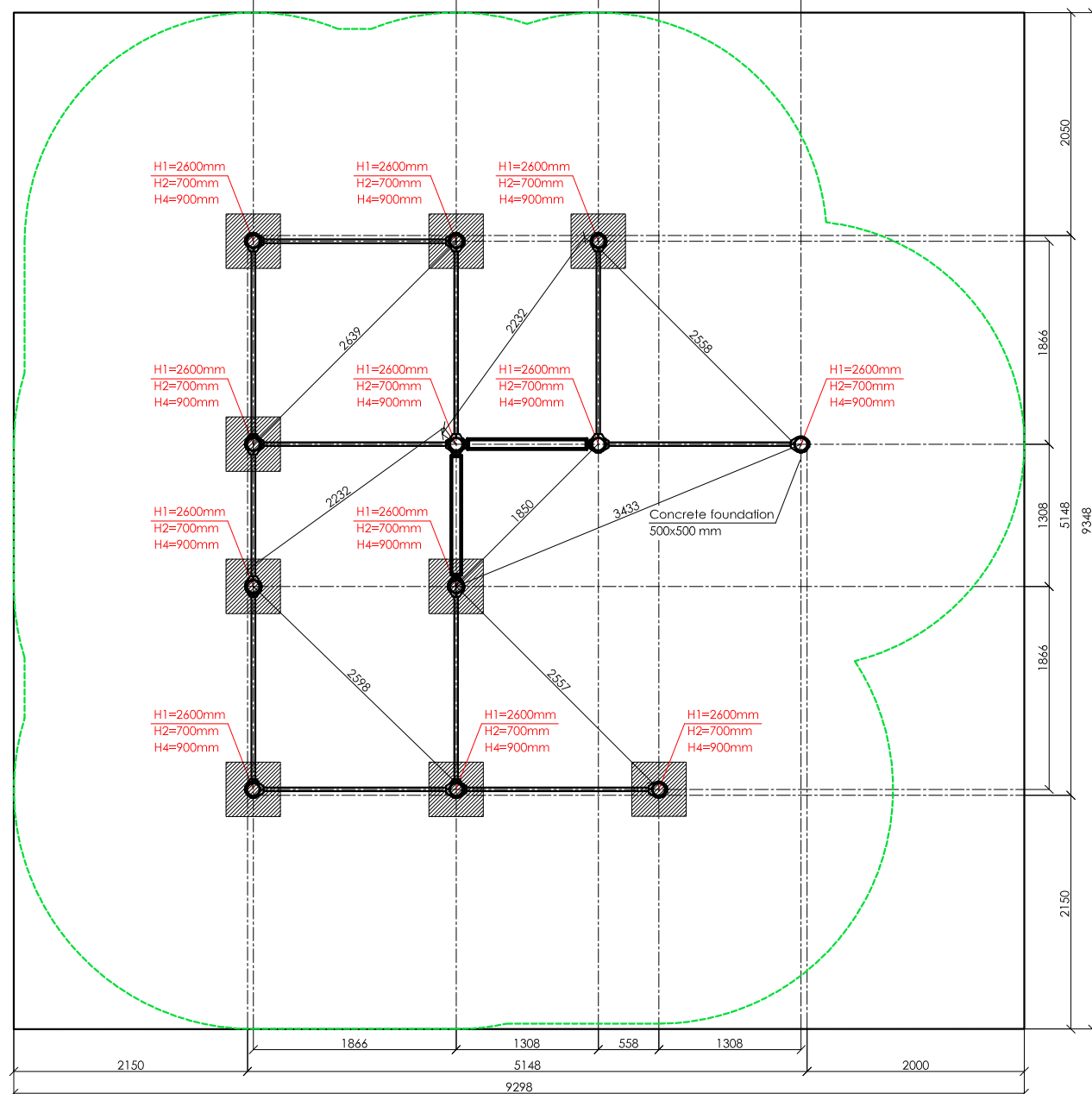
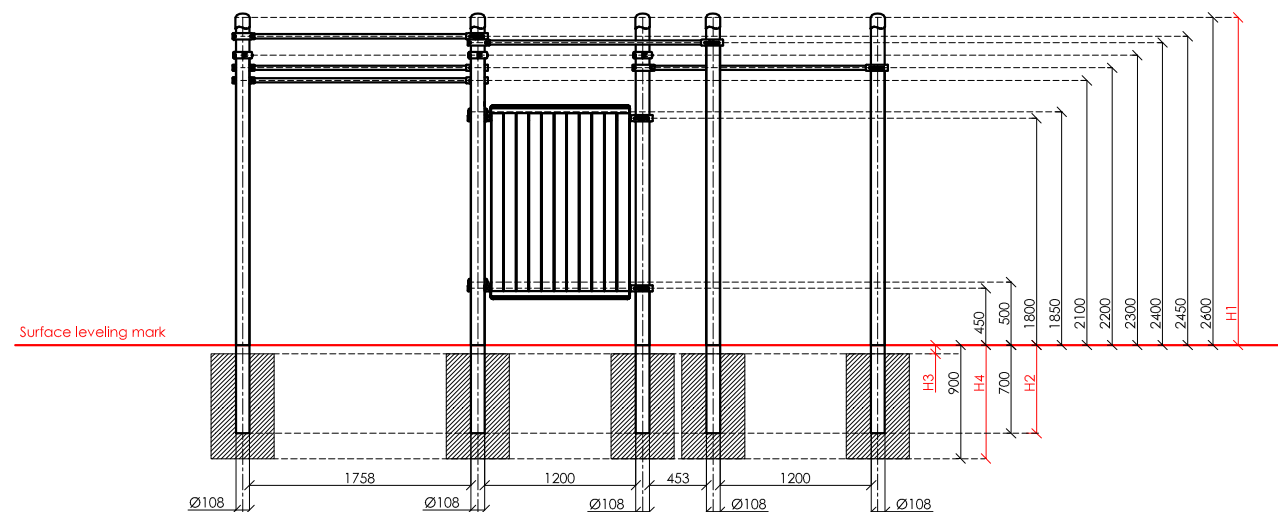
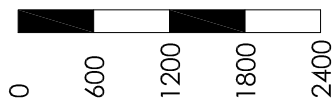


SCALE 1:60



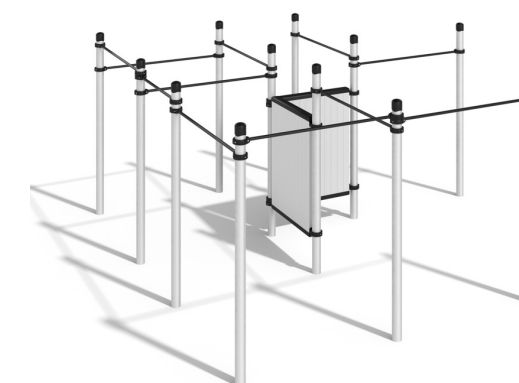
**KENGURU
PRO**

"KENGURU PRO" LTD

Address: Lauteres street 4, Riga, Latvia, LV-1002
 VAT Reg. No. 40103750152
 Bank: A/S Luminor bank, SWIFT: RIKOLV2X,
 Bank Account: LV65RIKO0002930161161
 e-mail: info@kengurupro.eu
 www.kengurupro.eu

PK-009

Kenguru PARKOUR



The structure consists of twelve vertical columns, two aluminium wall sections of different heights, one crossbar 1200 mm in length and ten crossbars 1758 mm in length. The wall is mounted on two crossbars 1200 mm in length. Heights of the walls 1500 mm. The structure is secured together with siluminium clamps at the height that corresponds to the wishes of the Client. Weight – 319,6 kg

Installation instructions:

- Choose a suitable underground for the unit (see page 2, table 2)!
- Prepare the construction pit with a drilling machine or other devices.
- Before pouring the concrete all structures elements must be leveled and fixed.
- Complex elements must be fixed and bolted together with metal clamps.
- Ready-made C25 concrete should be used.
- Crossbars installation height can be changed according to customer's wishes.
- Approximately 0,15m³ concrete is needed for each spot foundation.
- Under the structures we recommend to install absorbing rubber cover.

The size of the hole for the foundation is depending on the consistency of the ground. The dimensions mentioned above are applicable for normal conditions with firm ground. If the ground is extremely soft, a much bigger foundation is needed. Use only appropriate material and follow the installation instructions closely!!!

Foundation plan and area of movement of the Kenguru PARKOUR complex PK-009

Foundation when using Shock absorbing underground (synthetic – rubber granulates)		Beveling of foundation when using loose filling material	
H3	Drop height	H3	Drop height
40 mm	> 1.2.....1.4 m	20 cm	< 1.0 m
50 mm	> 1.5.....1.7 m	30 cm	< 2.0 m
60 mm	> 1.8.....2.0 m	40 cm	< 3.0 m
70 mm	> 2.1.....2.5 m		

Technical information

width:	5148 mm	
height:	2650 mm	
length:	5148 mm	
largest part:	2650 mm	
weight:	319,6 kg	
floor space required	9298 x 9348 mm	
pipe measurements:	diameter:	108 mm
	wall thickness:	3.0 mm
		33.7 mm
columns Ø108mm:	anodized profiled aluminium tube AW6060 (Silver color)	
elements:	stainless steel AISI 304, brushed surface	
metal clamps:	siluminium, powder coated, RAL 9005 (pure black)	
bolts for metal clamps	stainless steel, Pin Hex Button Head Security bolts M10	
wall beam measurements:	Height, width	Length
	100 x 100 mm	1500 mm
aluminium beams	silver color, anodized AW 6060, 2,0 mm	
max. free fall height:	< 2450 mm	possible underground see DIN 79000:2012-05 Tab.2 or installation instructions
user height:	> 140 cm	
maximum user weight:	130 kg	
certificates:	TÜV Rheinland InterCert Kft.	

